

STORMPROOF CASEMENT WINDOWS



Heron Joinery[®]

Crafting Beauty & Warmth

We offer a range of casement windows including:

- Flush Casement where the sash is flush with the frame when closed.
- Stormproof Casements where the sash overlaps the frame when closed.
- Fully Reversible Casement windows.

Additional prominent features and attributes include:

- Individual window sections are treated with a preservative treatment which means windows can last up to 60 years.
- Anti warp profile section design.
- Fully weather sealed with materials specified by BS EN 12365-1.
- Hardware and fixings corrosive compliance with BS EN 1670.
- Friction hinges fitted as standard.
- Espagnolette locking system fitted as standard.
- Egress and easy clean hinges for openings where design allows.
- Ventilation options available meeting Building Regulation Approval Document Part F and complying with BS EN 13141.
- Available in a full range of multi light openings, with swept heads, cottage bars and applied astragals.
- Choice of secure internal or external glazing, with an extensive range of decorative glazing options available.
- Declared conformance with Construction Product Regulations - Harmonized Standard BS EN 14351+A1 and CE marking.
- Use of insulating glass units tested and certified for compliance with BS EN 1279 and BS EN 356.
- Independent testing to PAS 24 with associated 'Secure by Design' for recognition of enhanced security performance requirements.
- Comprehensive range of extension cills available to suit individual property needs.
- Finished windows available in a range of high performance, durable stains or paint finishes to agreed customer specification.

Whilst primarily designed for use in new build housing projects the Heron Joinery Casement Window is equally suitable to replace existing plastic, steel and aluminium windows.

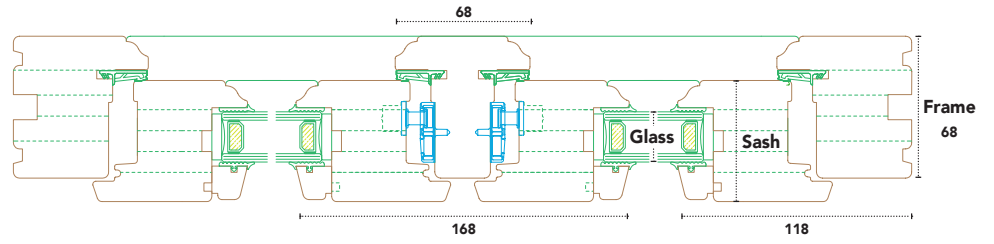
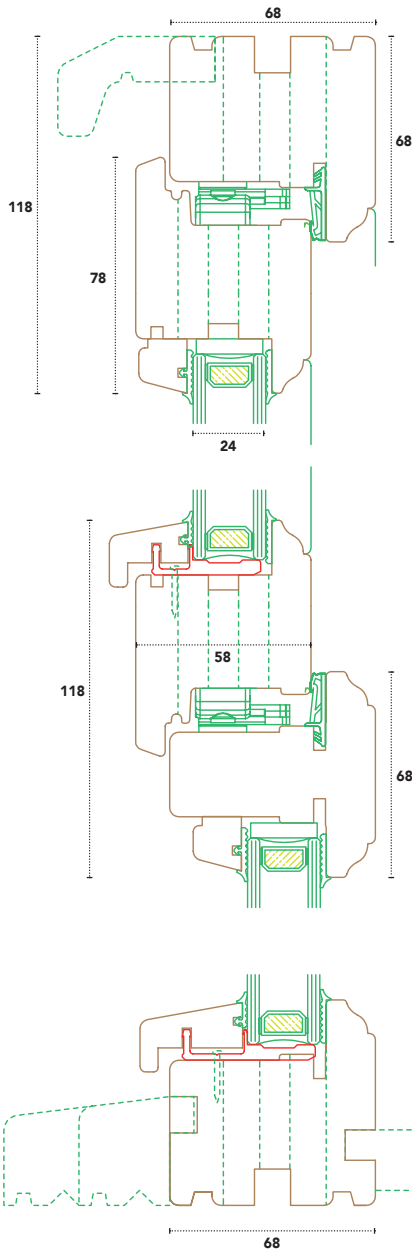


Side Hung Casement	Sash Dimensions
Min Sash Height	400
Max Sash Height	1800
Min Sash Width	400
Max Sash Width	1000
Top Hung Casement	
Min Sash Height	350
Max Sash Height	1800
Min Sash Width	350
Max Sash Width	1500
Sash Weight Limits	
Fully Opening	40 Kg
90 Degree Opening	75 Kg
20 Degree Opening	100 Kg
Fire Egress Minimum Clear Opening	0.33m ²

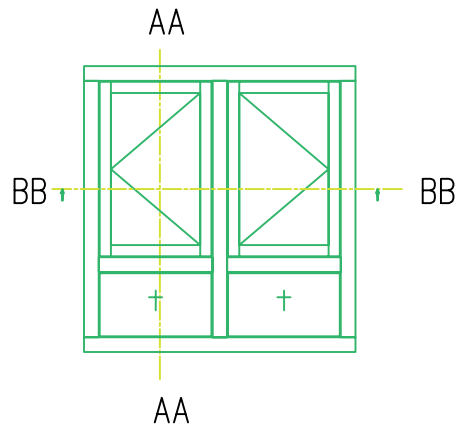
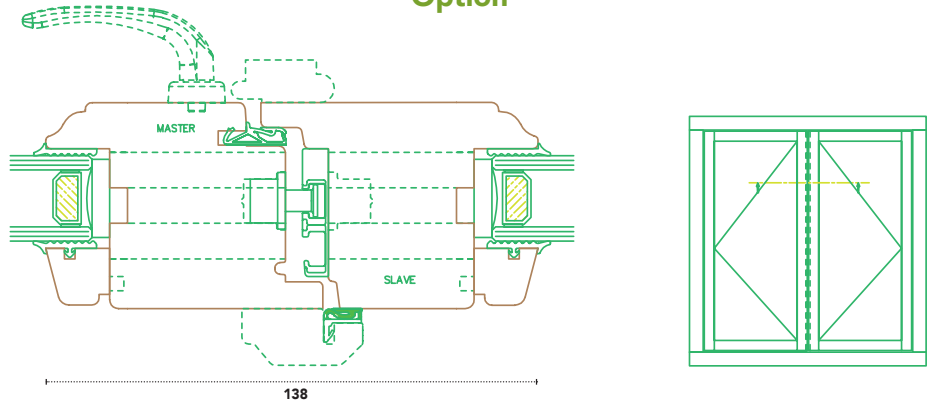
Frame Size Option	Sash Option	Glass
68mm	58mm	24mm
92mm	68mm	28/36mm
92mm	78mm	44mm

Vertical Section AA

Horizontal Section BB



French Sash Option



Heron Joinery has been crafting timber windows and doors for over 60 years

- 14 Different Window and Door Types
- U Values from 0.7
- Choice of Colours
- Single, Double and Triple Glazed Options
- 30 Year Timber Warranty
- Secure by Design Certified

www.heronjoinery.com

68 x 58mm Stormproof Casement Vertical & Horizontal Cross Section

Contact

heronjoinery@heronjoinery.com

028 7962 7277



Heron Joinery®

Crafting Beauty & Warmth