

VERTICAL SLIDING SASH SPIRAL BALANCE



Heron Joinery[®]

Crafting Beauty & Warmth

Heron Joinery offers a range of vertical sliding sash windows which are used in both traditional (conservation) and new build projects.

We offer a range of windows including:

- Traditional sliding using Cords and Weights with easy clean simplex option.
- Spiral Balance (spring loaded) sashes with a concealed (block and tackle) option.
- Tilt in Slide Sashes – when sashes can be tilted inwards for easy cleaning.



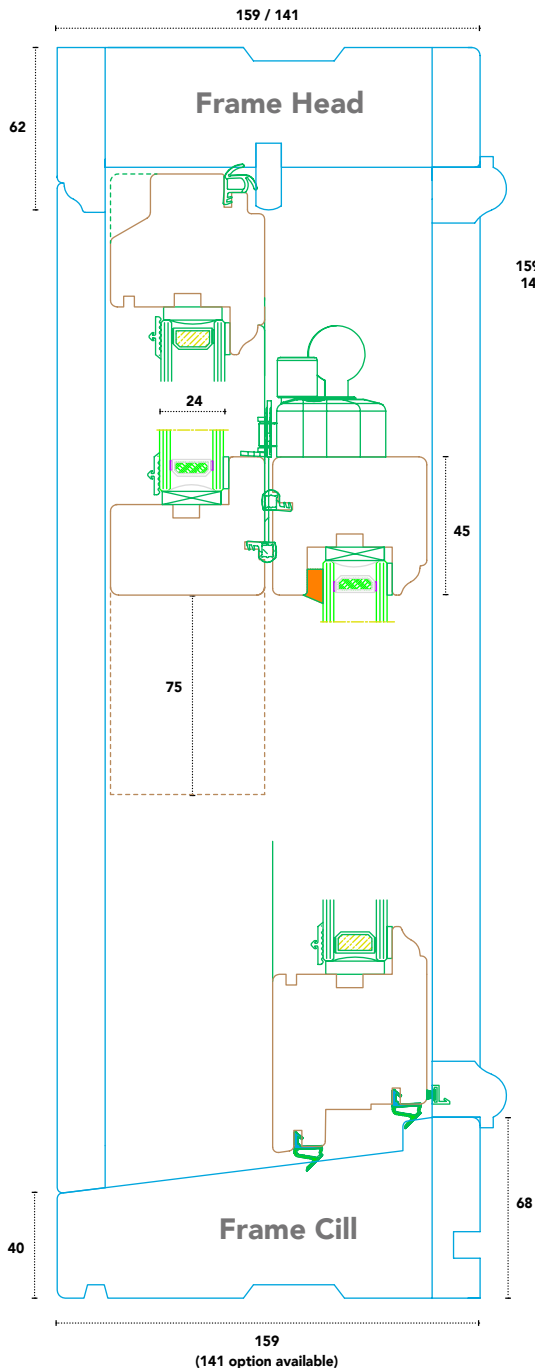
Additional prominent features and attributes include:

- Individual window sections are treated with a treatment preservative which means windows can last up to 60 years.
- Double glazed options from slim 12mm (to match existing single glazed sightlines).
- To 24&28mm standard double glazed.
- Triple glazed options.
- Fully weather sealed with materials specified by BS EN 12365-1.
- Hardware and fixings subject to corrosive compliance with BS EN 1670.
- Discreet draught, noise and dust barriers.
- Ventilation options available meeting Building Regulation Approval Document Part F and complying with BS EN 13141.
- Choice of secure internal or external glazing with an extensive range of decorative options available.
- Choice of horn options.
- Declared conformance with Construction Product Regulations - Harmonized Standard BS EN 14351+A1 and CE marking.
- Use of insulating glass units tested and certified for compliance with BS EN 1279 and BS EN 356.
- Independent testing to PAS 24 with 'Secure by Design' for recognition of enhanced security performance requirements.
- Range of extension cills available to suit individual property needs.
- Finished windows available in a range of high performance, durable stains or paint finishes to agreed customer specification.

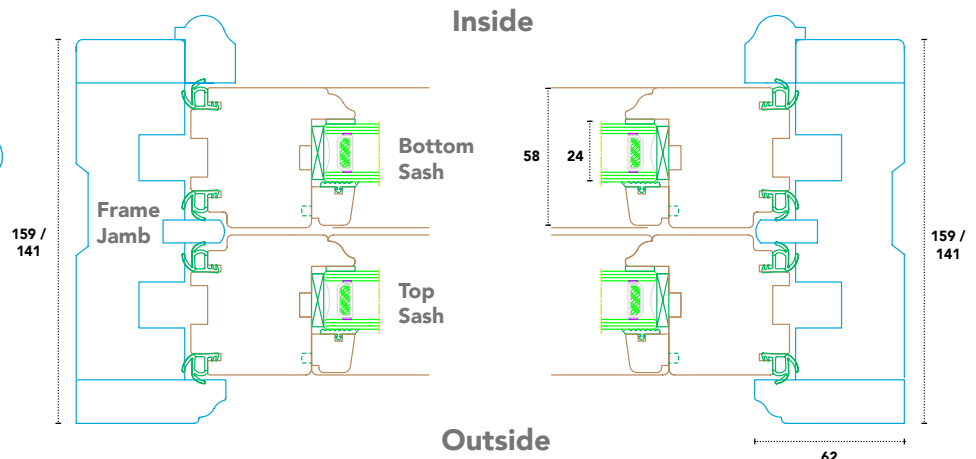


Tilt and Slide Sliding Sash Window	Limitations
Max Sash Height	1600mm
Min Sash Height	387mm
Max Sash Width	1350mm
Min Sash Width	392mm
Max Sash Weight	35kg

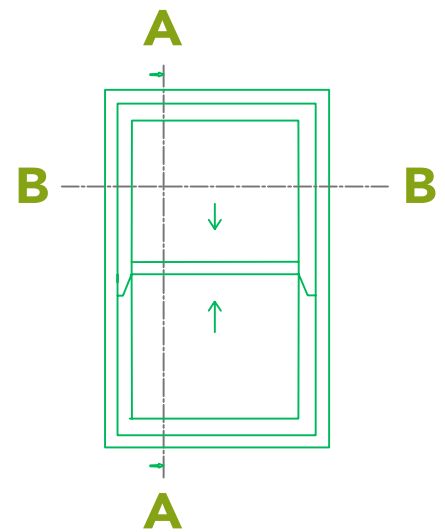
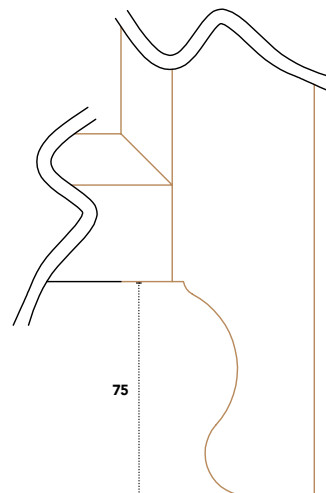
Section AA



Section BB



Horn Design



Elevation Sectional Drawing of External Glazed Spiral Balance Sash

Heron Joinery has been crafting timber windows and doors for over 60 years

- 14 Different Window and Door Types
- U Values from 0.7
- Choice of Colours
- Single, Double and Triple Glazed Options
- 30 Year Timber Warranty
- Secure by Design Certified

www.heronjoinery.com

68 x 58mm Sash stiles and head to top sash.

68 x 58mm Sash Stiles and 82 x 58mm Sash Bottom Rail to lower sash.

45 x 58mm Meeting Rails. (45mm optional)

24mm Double Glazed Unit with 18 x 16mm bead.

Standard External Glazed Sash Profile. (Other profile available on request)

159mm O/A Frame Thickness, 62mm Lambs External Frame Architrave shown (Other Profiles available on request) and 68mm Cill.

Additional Horn profiles available on request.

Contact

heronjoinery@heronjoinery.com

028 7962 7277



Heron Joinery®

Crafting Beauty & Warmth