

FULLY REVERSIBLE CASEMENT WINDOWS



Heron Joinery®

Crafting Beauty & Warmth

We offer a range of casement windows including:

- Flush Casement where the sash is flush with the frame when closed
- Stormproof Casements where the sash overlaps the frame when closed
- Fully Reversible Casement windows, where the opening sash opens fully inward allowing cleaning from the inside

Additional prominent features and attributes include:

Individual window sections are treated with a preservative treatment which means windows can last up to 60 years.

- Anti warp profile section design
- Fully weather sealed with materials specified by BS EN 12365-1
- Hardware and fixings corrosive compliance with BS EN 1670
- Reversible restricting hinge fitted as standard
- Espagnolette locking system fitted as standard
- Egress and easy clean hinges for openings where design allows
- Ventilation options available meeting Building Regulation Approval Document Part F and complying with BS EN 13141
- Available in a full range of multi light openings, with swept heads, cottage bars and applied astragals
- Choice of secure internal or external glazing, with an extensive range of decorative glazing options available
- Declared conformance with Construction Product Regulations - Harmonized Standard BS EN 14351+A1 and CE marking
- Use of insulating glass units tested and certified for compliance with BS EN 1279 and BS EN 356
- Independent testing to PAS 24 with associated 'Secure by Design' for recognition of enhanced security performance requirements.
- Comprehensive range of extension cills available to suit individual property needs
- Finished windows available in a range of high performance, durable stains or paint finishes to agreed customer specification.

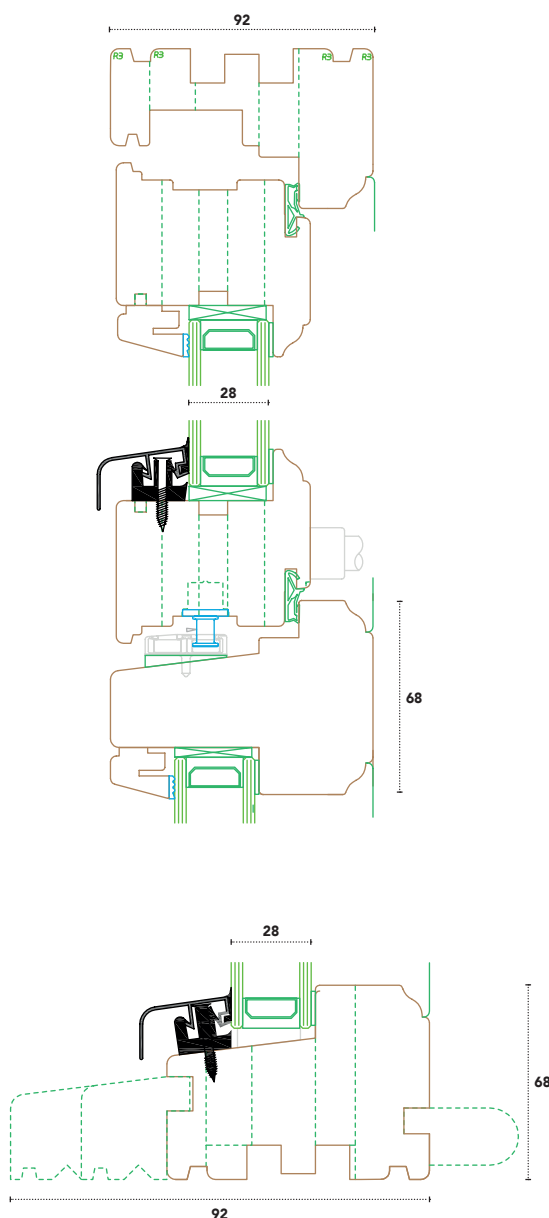
Whilst primarily designed for use in new build housing projects the Heron Joinery casement window is equally suitable to replace existing plastic, steel and aluminium windows.



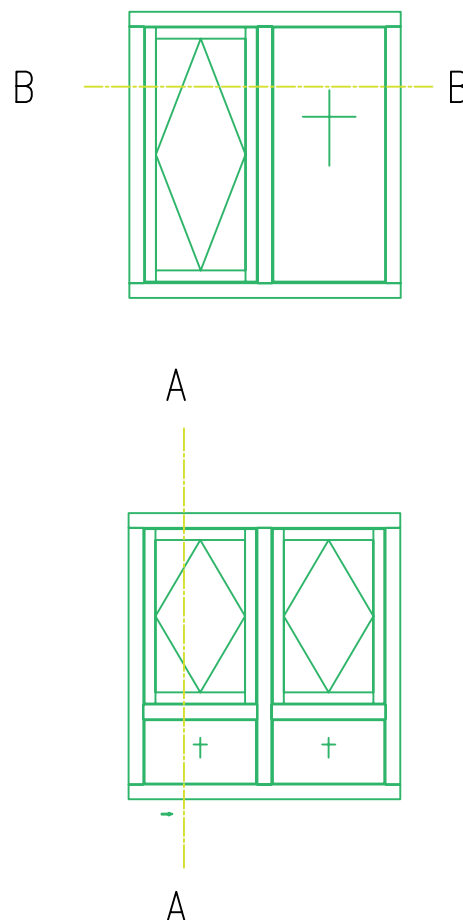
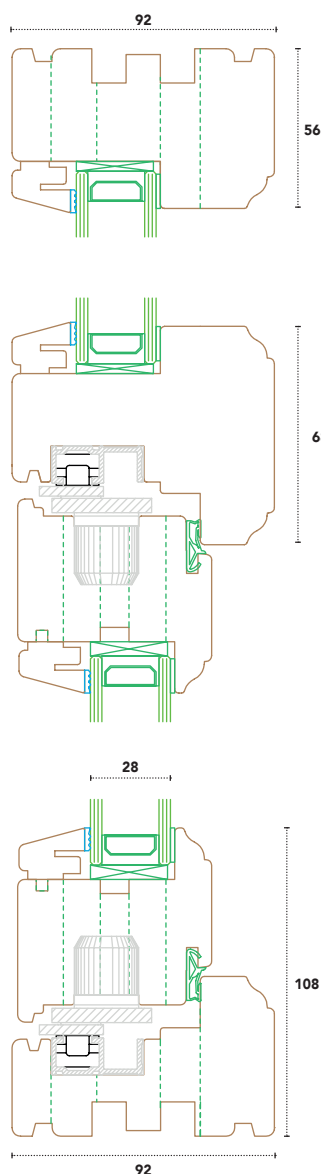
Fully Reversible Casement	Sash Dimensions
Min Sash Height	207
Max Sash Height	1700
Min Sash Width	250
Max Sash Width	1500
Sash Weight Limits	100kg
Fire Egress Minimum Size	0.33m ²

Frame Size Option	Sash Option	Glass
92mm	68mm	28mm
92mm	78mm	44mm

Drawing A-A



Drawing B-B



Heron Joinery has been crafting timber windows and doors for over 40 years

- 14 Different Window and Door Types
- U Values from 0.7
- Choice of Colours
- Single, Double and Triple Glazed Options
- 40 Year Timber Warranty
- Secure by Design Certified

www.heronjoinery.com

92 x 68mm Reversible Casement

68 x 68mm Sash stiles,
Cill and head.

28mm Double Glazed Unit with
standard glazing bead and
Aluminium Drained Bead.

Options for 36mm D/g and 44mm
D/G are available along with other
glazing bead options.

Standard External Glazed Sash
Profile. (Other profiles available
on request)

92 x 56mm Frame Head / Jambs
with standard profile. (Other
Profiles available on request
and frame widths)

92 x 68mm Cill & Transom,
92 x 76.5 Mullion.

Contact

heronjoinery@heronbros.com

028 7962 7277



Heron Joinery®

Crafting Beauty & Warmth